

High IP3

Frequency Mixer

ADE-132FH+



CASE STYLE: CD636

Level 17 (LO Power +17 dBm) 1050 to 1300 MHz

Maximum Ratings

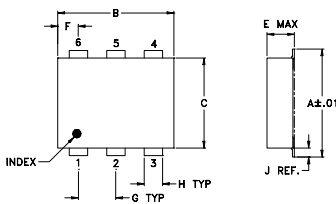
Operating Temperature	-40°C to 85°C
Storage Temperature	-55°C to 100°C
RF Power	20 dBm
LO Power	19 dBm

Permanent damage may occur if any of these limits are exceeded.

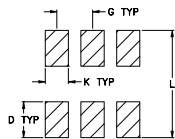
Pin Connections

LO	6
RF	4
IF	3
GROUND	1,2,5

Outline Drawing



PCB Land Pattern

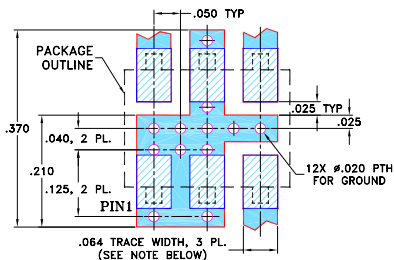


Suggested Layout.
Tolerance to be within ±.002

Outline Dimensions (inch/mm)

A	B	C	D	E	F	G
.272	.310	.220	.100	.162	.055	.100
6.91	7.87	5.59	2.54	4.11	1.40	2.54
H	J	K	L	wt		
.030	.026	.065	.300	grams		
0.76	0.66	1.65	7.62	0.25		

Demo Board MCL P/N: TB-02 Suggested PCB Layout (PL-051)



- NOTES: 1. TRACE WIDTH IS SHOWN FOR ROGERS RO4350B WITH DIELECTRIC THICKNESS .030" ± .002"; COPPER: 1/2 OZ. EACH SIDE. FOR OTHER MATERIALS TRACE WIDTH MAY NEED TO BE MODIFIED.
2. BOTTOM SIDE OF THE PCB IS CONTINUOUS GROUND PLANE.
■ DENOTES PCB COPPER LAYOUT WITH SMOBC (SOLDER MASK OVER BARE COPPER)
■ DENOTES COPPER LAND PATTERN FREE OF SOLDER MASK

Notes

- A. Performance and quality attributes and conditions not expressly stated in this specification document are intended to be excluded and do not form a part of this specification document.
B. Electrical specifications and performance data contained in this specification document are based on Mini-Circuits' applicable established test performance criteria and measurement instructions.
C. The parts covered by this specification document are subject to Mini-Circuits standard limited warranty and terms and conditions (collectively, "Standard Terms"); Purchasers of this part are entitled to the rights and benefits contained therein. For a full statement of the Standard Terms and the exclusive rights and remedies thereunder, please visit Mini-Circuits' website at www.minicircuits.com/MCLStore/terms.jsp

Features

- excellent IP3, 31 dBm typ.
- excellent P1 dB compression, +20 dBm at input
- good L-R isolation, 33 dB typ.
- good L-I isolation, 34 dB typ.
- aqueous washable
- patent pending

Applications

- GPS
- amateur radio

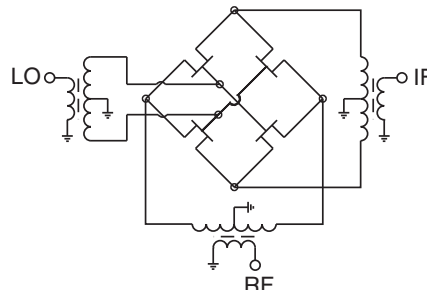
Electrical Specifications at 25°C

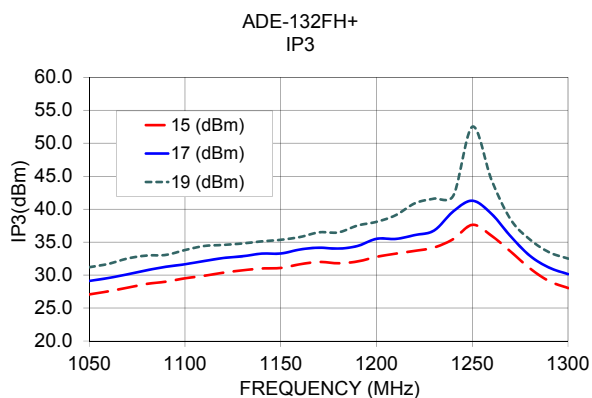
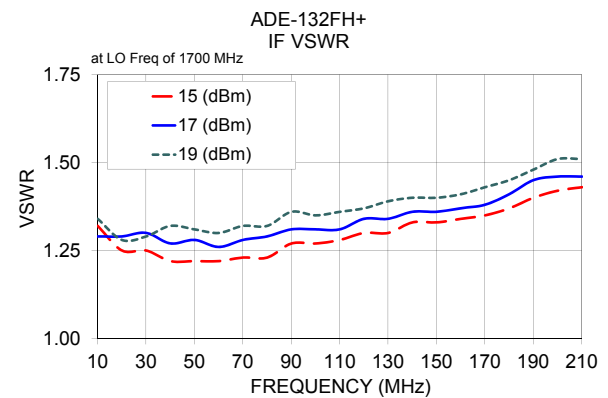
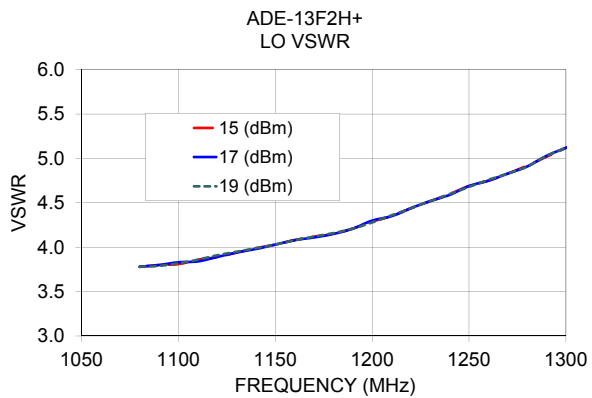
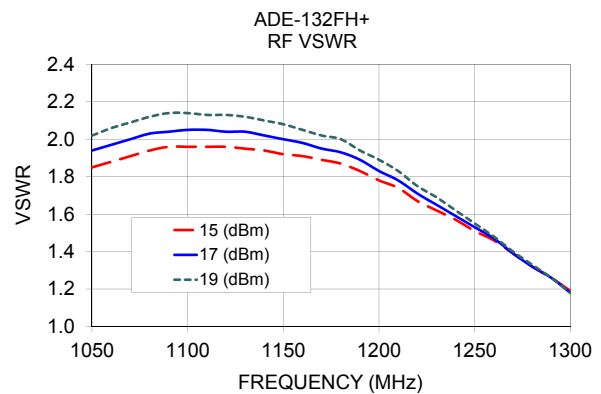
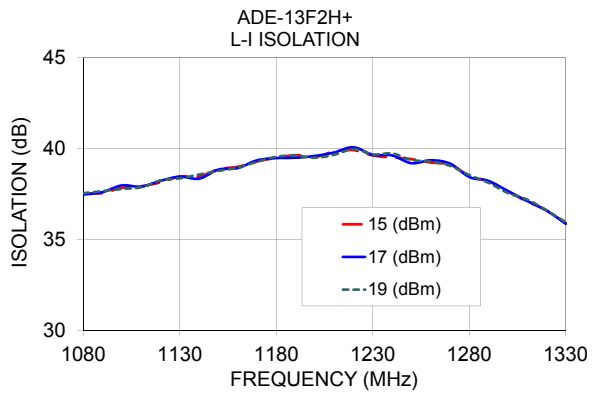
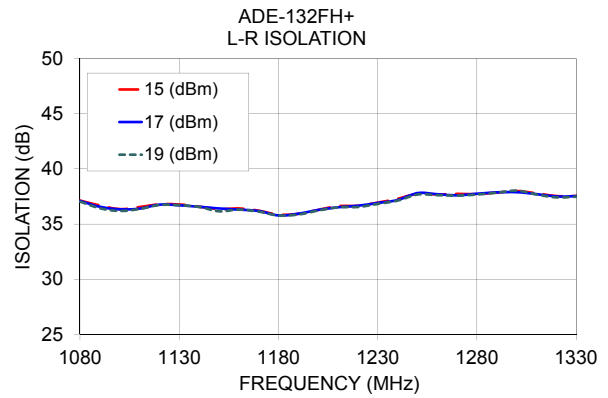
Parameter	Min.	Typ.	Max.	Unit
Frequency Range, RF	1050	—	1300	MHz
Frequency Range, LO	1080	—	1330	MHz
Frequency Range, IF	10	—	210	MHz
Conversion Loss	—	6.9	8.5	dB
LO to RF Isolation	24	33	—	dB
LO to IF Isolation	17	34	—	dB
IP3	—	31	—	dBm
RF Input Power at 1 dB Compression	—	+20	—	dBm

Typical Performance Data

Frequency (MHz)		Conversion Loss (dB)	Isolation L-R (dB)	Isolation L-I (dB)	VSWR RF Port (:1)	VSWR LO Port (:1)	IP3 (dBm)
RF	LO	+17dBm	LO +17dBm	LO +17dBm	LO +17dBm	LO +17dBm	LO +17dBm
1050.10	1080.10	6.73	37.09	37.47	1.94	3.78	29.11
1060.10	1090.10	6.72	36.56	37.61	1.97	3.80	29.56
1070.10	1100.10	6.78	36.33	37.98	2.00	3.83	30.12
1080.10	1110.10	6.89	36.40	37.91	2.03	3.84	30.73
1090.10	1120.10	6.94	36.76	38.23	2.04	3.89	31.26
1100.10	1130.10	6.91	36.70	38.46	2.05	3.94	31.64
1170.10	1200.10	7.08	36.28	39.60	1.95	4.30	34.15
1180.10	1210.10	7.06	36.52	39.79	1.93	4.35	34.01
1190.10	1220.10	7.02	36.66	40.08	1.89	4.44	34.41
1200.10	1230.10	6.96	36.91	39.66	1.83	4.52	35.50
1210.10	1240.10	6.89	37.18	39.63	1.78	4.59	35.48
1220.10	1250.10	6.82	37.81	39.20	1.71	4.69	36.07
1230.10	1260.10	6.77	37.70	39.36	1.65	4.75	36.76
1240.10	1270.10	6.67	37.60	39.18	1.59	4.83	39.66
1250.10	1280.10	6.57	37.75	38.44	1.53	4.91	41.27
1260.10	1290.10	6.47	37.87	38.22	1.47	5.03	39.26
1270.10	1300.10	6.39	37.89	37.67	1.39	5.12	35.85
1280.10	1310.10	6.27	37.71	37.12	1.32	5.22	32.92
1290.10	1320.10	6.16	37.50	36.59	1.26	5.33	31.13
1300.10	1330.10	6.07	37.53	35.87	1.18	5.42	30.13

Electrical Schematic





Notes

- A. Performance and quality attributes and conditions not expressly stated in this specification document are intended to be excluded and do not form a part of this specification document.
- B. Electrical specifications and performance data contained in this specification document are based on Mini-Circuit's applicable established test performance criteria and measurement instructions.
- C. The parts covered by this specification document are subject to Mini-Circuits standard limited warranty and terms and conditions (collectively, "Standard Terms"); Purchasers of this part are entitled to the rights and benefits contained therein. For a full statement of the Standard Terms and the exclusive rights and remedies thereunder, please visit Mini-Circuits' website at www.minicircuits.com/MCLStore/terms.jsp

